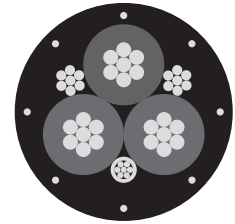


# Anaconda® Brand Type G-GC Power, Round Portable w/Ground-Check, EPR/CPE 2000 Volts, 90°C, Three Conductor



**Product Construction**

**Conductor:**

- 6 AWG thru 500 kcmil coated annealed copper, bunched wires, rope-lay-stranded per ASTM B172

**Insulation:**

- Ethylene Propylene Rubber (EPR) insulation colored (black, white and red)

**Ground-Check-Conductor:**

- Annealed copper, rope-lay-stranded per ASTM B172, insulated with high-strength yellow polypropylene

**Grounding Conductors:**

- Two coated copper, rope-lay-stranded per ASTM B172

**Jacket:**

- Reinforced, two-layer, extra-heavy-duty, lead-cured Chlorinated Polyethylene (CPE)

**Jacket Marking:**

- GENERAL CABLE® ANACONDA® BRAND (SIZE) 3/C TYPE G-GC 2000 VOLTS FT1 FT5 P-7K-102-045 MSHA

**Options:**

- Colored jackets are available
- Anamaxx® jacket

**Applications:**

- Designed for use as trailing cables on AC mining equipment:
  - Where a ground-check conductor is required for fail-safe monitoring
  - Where induced voltages in the grounding system will not present a hazard

**Features:**

- Ground-check-conductor provides fail-safe ground monitoring for maximum safety
- Improved ground-check conductor has longer flex life and durability
- Rope-lay-stranded conductors are extremely flexible and resistant to wire breakage

**Features (cont'd.):**

- Excellent heat, moisture, steam, oil, chemical and radiation resistance
- Flexible for easy handling
- Resists cutting, impact, abrasion, flame and sunlight
- Excellent thermal stability and physical properties over a broad temperature range
- Two-layer jacket is reinforced to provide maximum protection from mechanical damage—the cause of most portable cable failures

**Compliances:**

- ICEA S75-381 Portable and Power Feeder Cables for use in mines and similar applications
- Meets flame test requirements and is accepted for listing by MSHA
- Approved by the Pennsylvania Department of Environmental Protection

**Packaging:**

- Material cut to length and shipped on non-returnable reels

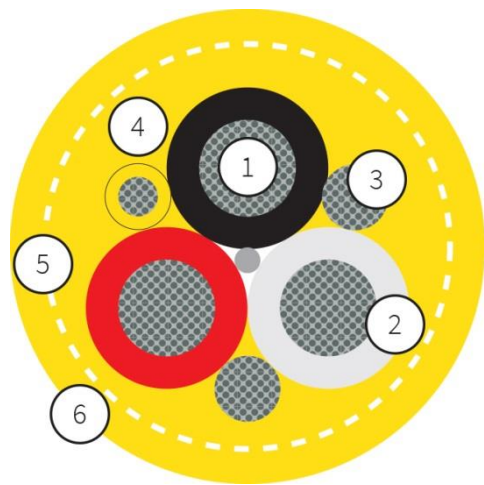
**6 THRU 500 KCMIL CONDUCTORS, THREE CONDUCTOR, ROUND PORTABLE W/GROUND-CHECK, TYPE G-GC - 2000 VOLTS**

CATALOG NUMBER	NO. OF COND.	COND. SIZE (AWG)	COND. STRAND	NOMINAL INSULATION THICKNESS		GRD. COND. SIZE (AWG)	GRD-CHECK COND. SIZE (AWG)	NOMINAL CABLE O.D.		COPPER WEIGHT		NET WEIGHT		AMPACITY
				INCHES	mm			INCHES	mm	LBS/1000 FT	kg/km	LBS/1000 FT	kg/km	
13306.644092	3	6	133	0.060	1.5	10	10	1.05	26.6	360	536	735	1094	79
13304.693196	3	4	259	0.060	1.5	8	10	1.19	30.2	533	794	1065	1585	104
13354.340300	3	3	259	0.060	1.5	8	10	1.24	31.5	654	974	1245	1853	120
13302.772159	3	2	259	0.060	1.5	7	10	1.34	34.0	791	1178	1480	2202	138
13301.422060	3	1	259	0.080	2.0	6	8	1.51	38.3	1016	1512	1885	2805	161
13351.608053	3	1/0	259	0.080	2.0	5	8	1.65	41.9	1263	1880	2290	3408	186
13352.555382	3	2/0	329	0.080	2.0	4	8	1.75	44.4	1581	2352	2710	4033	215
13354.645300	3	3/0	413	0.080	2.0	3	8	1.89	48.0	2023	3010	3270	4866	249
13354.774063	3	4/0	532	0.080	2.0	2	8	2.04	51.8	2535	3773	3975	5915	287
13354.646000	3	250	608	0.095	2.4	2	6	2.39	60.7	2932	4364	4950	7366	320
13352.556200	3	350	851	0.095	2.4	1/0	6	2.68	68.0	4068	6054	6625	9859	394
13354.646500	3	500	1221	0.095	2.4	2/0	6	3.03	76.9	5831	8677	8890	13230	487

Stock items are available in long lengths for cutting to your specifications. All lengths are subject to a tolerance of +/-5%. Dimensions and weights shown are nominal; subject to standard industry tolerances. Actual shipping weight may vary. These ampacities are based on a conductor temperature of 90°C and an ambient air temperature of 40°C, per ICEA S-75-381, NEMA WC-58. For ampacities per National Electrical Code® requirements, refer to the latest NEC edition.



## URSUS® MT MIN G-GC 2 KV



### G-GC

Based on ICEA S-75-381, NEMA WC 58

#### 1. PHASE CONDUCTORS

MATERIAL: tinned copper

CONSTRUCTION: ASTM B 172

## **2. INSULATION**

MATERIAL: EPR rubber compound, according to ICEA S-75-38

### **CORES IDENTIFICATION**

black - white - red

## **3. GROUNDING CONDUCTORS**

MATERIAL: tinned copper

CONSTRUCTION: ASTM B 172

## **4. GROUND-CHECK CONDUCTOR**

MATERIAL: tinned copper

CONSTRUCTION: ASTM B 172

CONDUCTOR DESIGN: stranded construction with central filler

KEVLAR® support

INSULATION MATERIAL: heavy duty special polyolefin

COLOUR: yellow

## **5. INNER SHEATH**

MATERIAL: CPE rubber compound

## **6. ANTITWISTING ELEMENT**

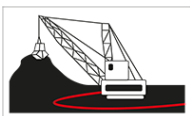
MATERIAL: polyester braid between inner and outer sheath

## **7. OUTER SHEATH**

MATERIAL: CPE rubber compound

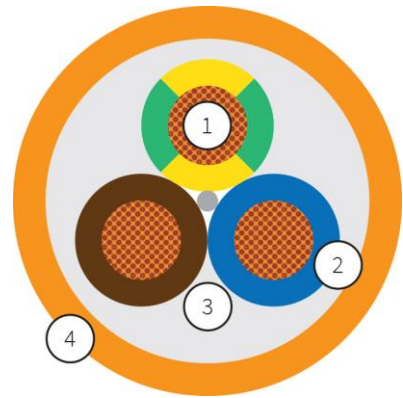
COLOUR: yellow

## **APPLICATION**



Flexible cable for energy supply of heavy mobile equipment such as drag lines, shovels, dredges, drills, under extreme mechanical stresses and abrasion during trailing operation in opencast mine.

# PURFLEX HF



**EPR/PUR 0,6/1KV  
BASED ON EN 50525-2-21**

## **1. PHASE CONDUCTORS**

MATERIAL: bare copper  
CONSTRUCTION: class 5 IEC 60228

## 2. INSULATION

MATERIAL: EPR rubber compound

### CORES IDENTIFICATION

According to HD 308

## 3. FILLER

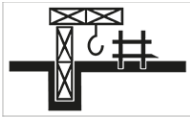
MATERIAL: flame retardant compound

## 4. OUTER SHEATH

MATERIAL: polyurethane thermoplastic compound, halogen free flame retardant (HFFR)

COLOUR: orange

## APPLICATION



It is recommended for use in dry or wet environments; for moderate mechanical stresses, for example, in industrial and agricultural apparatus, for heaters, if there is not contact risk with hot elements and is not subjected to radiation, for electric tools such as drills and disk saws and for portable motors and generators on building sites or farms and naval sites. Very suitable for low temperature application, and in situations when the cable is subjected to strong abrasion and tearing stress. The halogen free characteristic makes it particularly suitable for use in closed areas, like tunnel building sites.